

DANOIL AND DANCHEM TRANSFER HOSE HANDLING GUIDE

Danoil and Danchem Transfer Hoses are manufactured from the finest materials to the highest specifications for service in the most arduous conditions. To ensure long trouble free service from these robust versatile hoses we advise the following installation procedures.

ALWAYS

Support the hose near flange connections.

Support the hose at appropriate points.

Cushion the hose against sharp edges, quay edge, ships rail etc.

NEVER

Use the Hose unsupported.

Support the hose with a single rope.

Allow the hose to hang unsupported between ship and quay.

After service hoses should be flushed out and drained. Stored hoses should be kept off the ground in a straight line ideally in a cool shaded area.

DANTEC LTD

North (Head Office and Works)
TARRAN WAY
TARRAN INDUSTRIAL ESTATE,
MORETON,
WIRRAL CH46 4TL
Tel: 0151 678 2222
Fax: 0151 606 0188

Midlands & Southern Regions
UNIT 4,
WATTVILLE ROAD,
SMETHWICK,
WARLEY,
WEST MIDLANDS B66 2NT
Tel: 0121 565 5717
Fax: 0121 555 5313

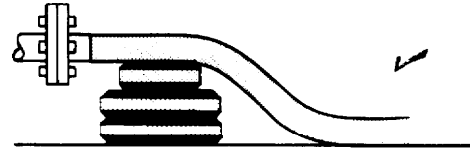
DANOIL AND DANCHEM TRANSFER HOSE HANDLING GUIDE

INCORRECT




NEVER USE HOSE UNSUPPORTED

CORRECT



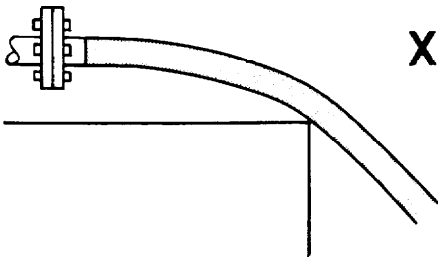
ALWAYS SUPPORT HOSE NEAR COUPLING



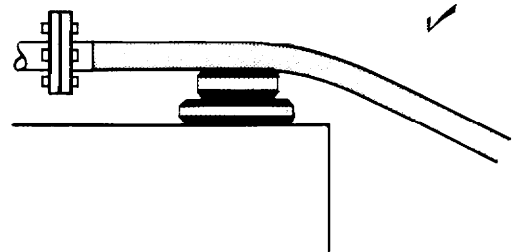
NEVER USE HOSE UNSUPPORTED



ACCEPTABLE



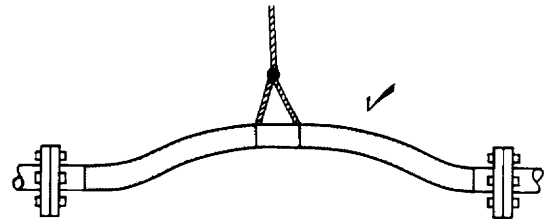
PROTECT AGAINST SHARP EDGES.
QUAY EDGE, SHIP'S GUARD RAIL ETC.



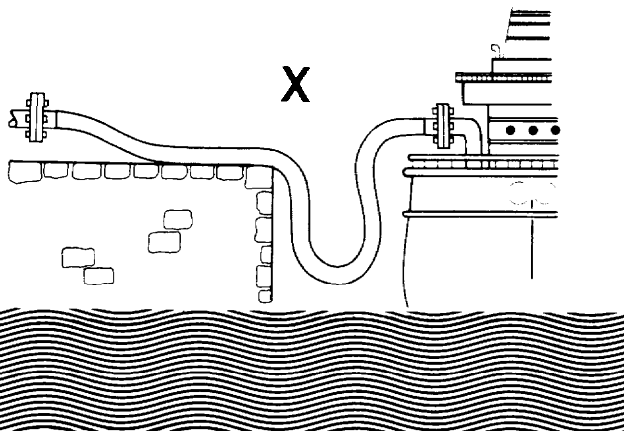
ACCEPTABLE



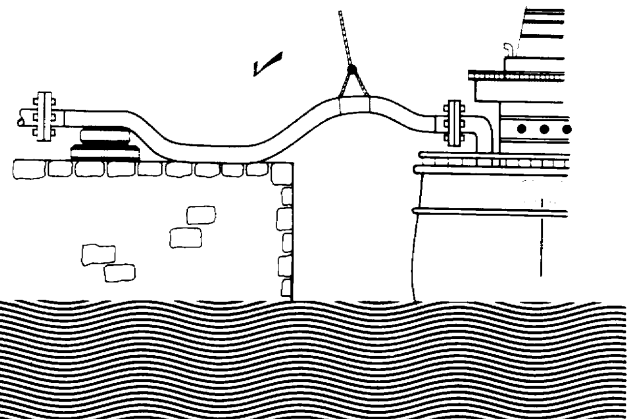
NEVER USE HOSE UNSUPPORTED



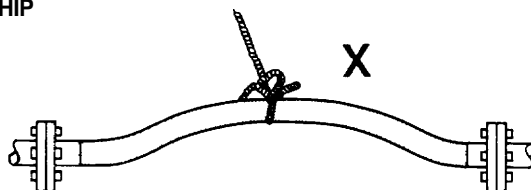
SUPPORT HOSE WITH SLINGS
WHERE APPROPRIATE



NEVER OVERBEND HOSE OR ALLOW HOSE TO
HANG BETWEEN QUAY AND SHIP



SUPPORT HOSE WITH SLINGS



NEVER SUPPORT HOSE WITH SINGLE ROPE